

JPMorgan Liquidity Funds -

USD Treasury CNAV Fund

Class: JPM USD Treasury CNAV C (acc.)

Fund overview

ISIN

LU1873132366

Bloomberg

JPMUTCC LX

Reuters

LU1873132366.LUF

Investment objective:

The Sub-Fund seeks to achieve a return in the Reference Currency in line with prevailing money market rates whilst aiming to preserve capital consistent with such rates and to maintain a high degree of liquidity.

Investor profile:

This product is intended for investors who plan to stay invested for at least 1 year and who understand the risks of the Sub-Fund, including the risk of capital loss.

- This is a treasury liquidity Sub-Fund that invests primarily in short-term US Treasury Debt Securities and Reverse Repurchase Agreements. Investors in the Sub-Fund are therefore likely to be looking for an alternative to cash deposits for their medium-term or temporary cash investments, including seasonal operating cash for pension funds or the liquidity components of investment portfolios.
- The Sub-Fund is offered to investors seeking a high degree of liquidity and is intended for short-term investment. Investors should understand the risks involved and must evaluate the Sub-Fund objective and risks in terms of whether they are consistent with their own investment goals and risk tolerances. The Sub-Fund is not intended as a complete investment plan.

Portfolio manager(s)

Robert Motroni

Christopher Mercy

Chris Tufts

Fund assets

USD 69538.5m

Cash settlement date

T+1

Fund reference currency USD

NAV

Fund launch

22 Oct 2003

Fund cut-off

17:00 New York

Fund reference currency USD

NAV

Fund legal structure

SICAV/UCITS

Minimum initial investment

USD 5,000,000

Fund legal structure

SICAV/UCITS

Class launch

3 Dec 2018

Minimum additional investment

Classification

Short term MMF – CNAV

Valuation date

Daily

USD 0

Ongoing charge 0.21%

Domicile

Luxembourg

ESG information

ESG approach - Integrated

ESG Integration is the systematic inclusion of financially material ESG factors, alongside other relevant factors, in investment analysis and investment decisions with the goals of managing risk and improving long-term returns. ESG integration does not by itself change this product's investment objective, exclude specific types of companies or constrain its investable universe. This product is not designed for investors who are looking for a product that meets specific ESG goals or wish to screen out particular types of companies or investments, other than those required by any applicable law such as companies involved in the manufacture, production or supply of cluster munitions. ESG integration does not imply that the Fund is marketed or authorised as an ESG product in any jurisdiction where such authorisation is required.

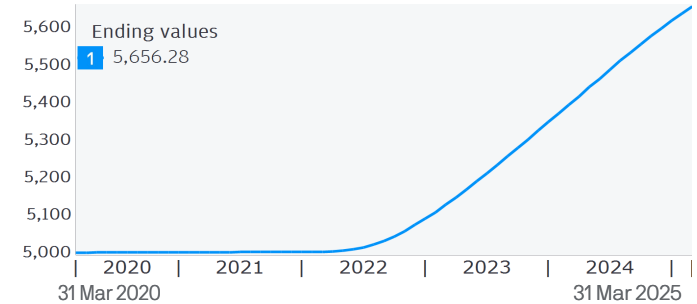
Fund ratings *As at 28 February 2025*

Morningstar Category™ USD Money Market - Short Term
Moody's Fund Rating Aaa-mf
Fitch Fund Rating AAmmf
S&P Fund Rating AAAm

Performance

1 Class: JPM USD Treasury CNAV C (acc.)

Growth of USD 5,000,000 Calendar years



Calendar Year Performance (%)										
	2015	2016	2017	2018	2019	2020	2021	2022	2023	2024
1	-	-	-	-	2.04	0.31	0.01	1.45	4.96	5.11
Return (%)										
	Cumulative				Annualised					
	1 month	3 months	1 year	YTD		3 years	5 years	Launch		
1	0.33	1.03	4.86	1.03		4.18	2.50	2.37		
7 day current yield as of 31/03/25 was 4.19%										

Performance Disclosures

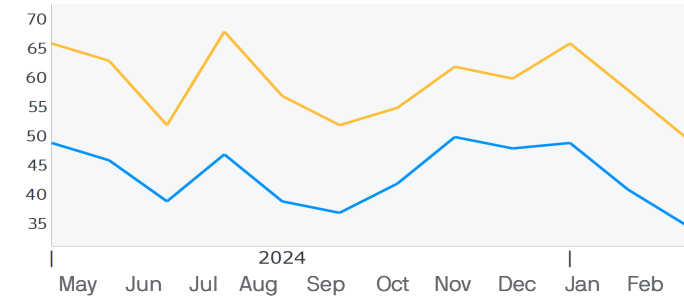
You should remember that past performance is not a reliable indicator of current and future results. The Fund is not a guaranteed investment. The investment in the Fund is different from an investment in a deposit. The value of your investments and any income from them may fall as well as rise in accordance with market conditions. You may not get back the full amount you invested and you bear the risk of any losses. The Fund does not rely on external support for guaranteeing the liquidity of the Fund or stabilising the NAV per share. The Sub-Fund is rated by an external credit rating agency. Such rating is financed by the Sub-Fund.

ESG

For more information on our approach to sustainable investing at J.P. Morgan Asset Management please visit <https://am.jpmorgan.com/lu/esg>

Weighted Average Maturity/Life

- Weighted Average Maturity in days As at 31/03/25 35 days
- Weighted Average Life in days As at 31/03/25 50 days



Holdings As at 28 February 2025

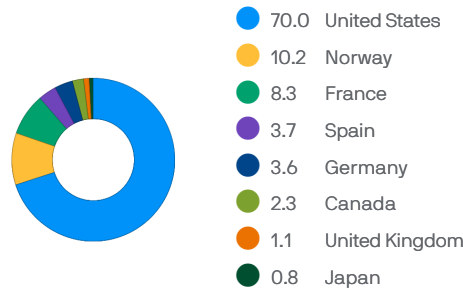
Top 10	Maturity date	% of assets
Kingdom of Norway	03/03/2025	10.2
DTCC	03/03/2025	9.8
Wells Fargo	03/03/2025	4.3
Banco Bilbao Vizcaya Argentaria	03/03/2025	3.7
Deutsche Bank AG (Repo)	03/03/2025	3.6
US Treasury	31/07/2025	3.1
BNP Paribas	03/03/2025	2.8
Citigroup	03/03/2025	2.6
US Treasury	15/05/2025	2.4
US Treasury	10/07/2025	2.3

Maturity (%)

Overnight	48.8
2 - 7 Days	3.5
8 - 30 Days	6.8
1 - 3 Months	14.6
4 - 6 Months	16.4
7 - 9 Months	4.6
10 - 12 Months	5.4

Figures shown may not add up to 100 due to rounding.

Regions (%) As at 28 February 2025



Figures shown may not add up to 100 due to rounding.

Sectors (%) As at 28 February 2025

U.S. Treasury Debt	51.3
U.S. Treasury Repo Agreement	48.8

Figures shown may not add up to 100 due to rounding.

Key risks

The Sub-Fund's objective may not be achieved in adverse market conditions and Shareholders may get back less than they originally invested. In adverse market conditions, the Sub-Fund may invest in zero or negative yielding securities which will have an impact on the return of the Sub-Fund. The value of US Treasury Debt Securities may change significantly depending on economic and interest rate conditions as well as the credit worthiness of the issuer. Issuers of US Treasury Debt Securities may fail to meet payment obligations or the credit rating of US Treasury Debt Securities may be downgraded. The credit worthiness of unrated Debt Securities is not measured by reference to an independent credit rating agency. The counterparty of Reverse Repurchase Agreements may fail to meet its obligations which could result in losses to the Sub-Fund. Further information about risks can be found in "Appendix V Risk Factors" of the Prospectus.

General Disclosures

Before investing, obtain and review the current prospectus, Key Information Document (KID) and any applicable local offering document. These documents, as well as the sustainability-related disclosures, the annual and semi-annual reports and the articles of incorporation, are available in English free from your financial adviser, your J.P. Morgan Asset Management regional contact, the fund's issuer (see below) or at www.jpmmam.lu. A summary of investor rights is available in English at <https://am.jpmorgan.com/lu/investor-rights>. J.P. Morgan Asset Management may decide to terminate the arrangements made for the marketing of its collective investment undertakings.

This material should not be considered as advice or an investment recommendation. Fund holdings and performance are likely to have changed since the report date. To the extent permitted by applicable law, we may record telephone calls and monitor electronic communications to comply with our legal and regulatory obligations and internal policies. Personal data will be collected, stored and processed by J.P. Morgan Asset Management in accordance with our EMEA Privacy Policy www.jpmorgan.com/emea-privacy-policy.

The Fund does not rely on external support for guaranteeing the liquidity of the Fund or stabilising the NAV per share. The Sub-Fund is rated by an external credit rating agency. Such rating is financed by the Sub-Fund.

The Sub-Fund has received approval of a derogation from the CSSF (Commission de Surveillance du Secteur Financier) to invest up to 100% of its assets in different money market instruments issued or guaranteed separately by certain organisations. The Sub-Fund intends to invest more than 5% of its assets in the organisations listed in the Prospectus.

For additional information on the sub-fund's target market please refer to the Prospectus.

Risk Indicator - The risk indicator assumes you keep the product for 1 year(s). The risk of the product may be significantly higher if held for less than the recommended holding period.

The ongoing charge is the charge used in the EU PRIIPs KID. This charge represents the total cost of managing and operating the fund, including management fees, administrative costs, and other expenses (excluding transaction costs). The breakdown of costs are the max as detailed in the fund's prospectus. For more detailed information, please refer to the fund's prospectus and the PRIIPs KID available on our website.

Performance information

Source: J.P. Morgan Asset Management. Share class performance is

shown based on the NAV (net asset value) of the share class with income (gross) reinvested including actual ongoing charges excluding any entry and exit fees.

The return of your investment may change as a result of currency fluctuations if your investment is made in a currency other than that used in the past performance calculation.

As of the 3 December 2018, this Fund has been reclassified in order to comply with the Regulation (EU) 2017/1131 of the European Parliament and of the Council of 14 June 2017 on Money Market Funds (MMFR).

Please refer to the Prospectus for additional information about cut-off times.

Holdings information

Annualised yields are quoted with a 365 day count convention.

The maturity breakdown is based on calendar days to maturity. These figures differ from the Daily and Weekly Assets figures calculated using business days to maturity. Weekly Assets also includes longer maturity holdings issued by certain government and supra-national authorities, if they can be converted to cash within one week.

Information Sources

Fund information, including performance calculations and other data, is provided by J.P. Morgan Asset Management (the marketing name for the asset management businesses of JPMorgan Chase & Co and its affiliates worldwide).

All data is as at the document date unless indicated otherwise.

© 2025 Morningstar. All Rights Reserved. The information contained herein: (1) is proprietary to Morningstar; (2) may not be copied or distributed; and (3) is not warranted to be accurate, complete or timely. Neither Morningstar nor its content providers are responsible for any damages or losses arising from any use of this information.

Issuer

JPMorgan Asset Management (Europe) S.à r.l., 6, route de Trèves, L-2633 Senningerberg, Luxembourg. B27900, corporate capital EUR 10.000.000.

Definitions

NAV Net Asset Value of a fund's assets less its liabilities per Share.

Weighted Average Maturity Weighted average maturity or WAM means the average length of time to legal maturity or, if shorter, to the next interest rate reset to a money market rate, of all of the underlying assets in the MMF reflecting the relative holdings in each asset.

Weighted Average Life Weighted average life or WAL means the average length of time to legal maturity of all of the underlying assets in the MMF reflecting the relative holdings in each asset.

Yields The 7-day yield reflects the performance of an investment in the Fund over the past seven days, which is then annualised.

The 30-day yield reflects the performance of an investment in the Fund over the past thirty days, which is then annualised.

The "current" yields are annualised on a simple basis, and the "effective" yields are annualised on a compound basis.

The yields of the Funds fluctuate with market conditions such that an investor's annualised return may be more or less than the yields reported.

T+1/T+0 T+1 indicates next-day settlement of subscriptions and redemptions; T+0 indicates same-day settlement of subscriptions and redemptions.