

Strategy

The portfolio managers aim to deliver capital preservation and liquidity, while delivering a competitive yield, through a multi-strategy approach to money market fund management. They seek to build well-diversified portfolios, where no single decision or investment has a dominant impact on the fund. Fidelity's tenets of money market fund management are: (1) using intensive fundamental credit research to independently identify the highest quality issuers; (2) portfolio issuer selection led by an approved list of issuers, carefully constructed by our experienced portfolio managers and credit analysts; (3) ensuring portfolios are well diversified across a number of different issuers, sectors and regions; (4) employing sophisticated quantitative research to guide portfolio interest rate sensitivity and yield curve strategies; (5) maintaining conservative liquidity buffers to facilitate any client redemptions with ease.

Objectives & Investment Policy

Objective: The fund aims to offer returns in line with money market rates over the recommended holding period.

Investment Policy: The fund invests at least 70% (and normally 75%) in US dollar denominated money market instruments such as reverse repurchase agreements and deposits. The fund qualifies as a short-term VNAV money market fund and it is rated Aaa-mf by Moody's Investor Services, Inc.

Investment Process: In actively managing the fund the Investment Manager uses fundamental and relative analysis to select issuers and short term securities whilst constructing a high quality portfolio with a focus on liquidity and risk management. The Investment Manager considers ESG characteristics when assessing investment risks and opportunities. In determining ESG characteristics, the Investment Manager takes into account ESG ratings provided by Fidelity or external agencies. The fund aims to achieve an ESG score of its portfolio greater than that of its investment universe. Through the investment management process, the Investment Manager aims to ensure that investee companies follow good governance practices. For more information, see "Sustainable Investing and ESG Integration" and the Sustainability Annex.

Derivatives and Techniques: The fund may use derivatives only for the purpose of hedging the interest rate or exchange rate risks inherent in other investments of the fund.

Benchmark: None.

Fund Facts

Launch date: 20.09.93
Portfolio manager: Christopher Ellinger, Tim Foster
Appointed to fund: 01.01.19, 17.11.08
Years at Fidelity: 13, 21
Fund size: \$ 1,959m
Number of Holdings: 140
Fund reference currency: US Dollar (USD)
Fund domicile: Luxembourg
Fund legal structure: SICAV
Management company: FIL Investment Management (Luxembourg) S.A.
Capital guarantee: No

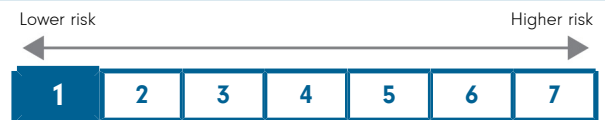
Share Class Facts

Other share classes may be available. Please refer to the prospectus for more details.

Launch date: 25.09.06
NAV price in share class currency: 12.3826
ISIN: LU0261952922
SEDOL: B1FHF63
WKN: AOLFZT
Bloomberg: FUDCAUA LX
Dealing cut-off: 12:00 UK time (normally 13:00 Central European Time)
Distribution type: Accumulating
Historic yield: 5.17%
Ongoing Charges Figure (OCF) per year: 0.31% (30.04.23)
OCF takes into account annual management charge per year: 0.15%

Where the OCF is lower than the annual management charge, this is because some fund charges including the annual management charge are currently being waived, or partially waived, for this fund. The OCF will vary from year to year and will increase when all fund charges are charged in full.

Risk Indicator



The risk indicator assumes you keep the product for 0.5 years. The actual risk can vary significantly if you cash in at the early stage and you may get back less. The summary risk indicator is a guide to the level of risk of this product compared to other products. It shows how likely it is that the product will lose money because of movements in the markets or because we are not able to pay you. We have classified this product as 1 out of 7, which is a low risk class. This rates the potential losses from future performance at a low level, and poor market conditions are very unlikely to impact the capacity to pay you. Returns may increase or decrease as a result of currency fluctuations. This product does not include any protection from future market performance so you could lose some or all of your investment. If FIL Investment Management (Luxembourg) S.A. is not able to pay you what is owed, you could lose your entire investment.

Important Information

A Money Market Fund (MMF) is not a guaranteed investment. Investment in an MMF is different from an investment in deposits. The principal invested may fluctuate, and the risk of loss of the principal is to be borne by the investor. The MMF does not rely on external support for guaranteeing the liquidity of the MMF or stabilising the NAV per share. Funds are subject to charges and expenses. Charges and expenses reduce the potential growth of your investment. This means you could get back less than you paid in. The costs may increase or decrease as a result of currency and exchange rate fluctuations. Please refer to the Prospectus and KID of the fund before making any final investment decisions. When referring to sustainability-related aspects of the promoted fund, the decision to invest should take into account all characteristics or objectives of the promoted fund as detailed in the Prospectus. Information on sustainability-related aspects is provided pursuant to SFDR at <https://www.fidelity.lu/sfdr-entity-disclosures>.

This fund uses financial derivative instruments for investment purposes, which may expose the fund to a higher degree of risk and can cause investments to experience larger than average price fluctuations. The fund promotes environmental and/or social characteristics. The Investment Manager's focus on securities of issuers which maintain sustainable characteristics may affect the fund's investment performance favourably or unfavourably in comparison to similar funds without such focus. The sustainable characteristics of securities may change over time.

Past performance does not predict future returns. The fund's returns may increase or decrease as a result of currency fluctuations. The investment which is promoted concerns the acquisition of units or shares in a fund, and not in a given underlying asset owned by the fund.

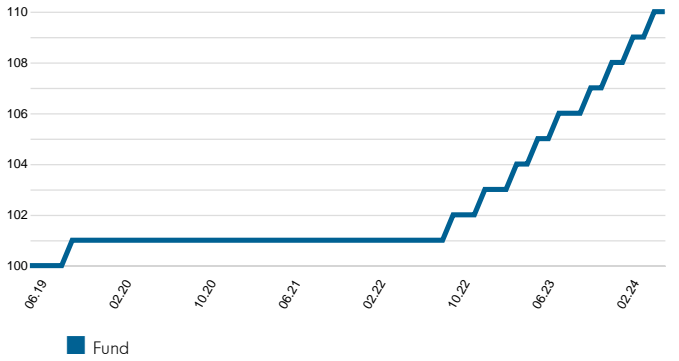
Performance Comparator(s)

Peer Group Universe Morningstar EAA Fund USD Money Market

Market index is for comparative purposes only unless specifically referenced in the Objectives & Investment Policy on page 1. The same index is used in the positioning tables on this factsheet.

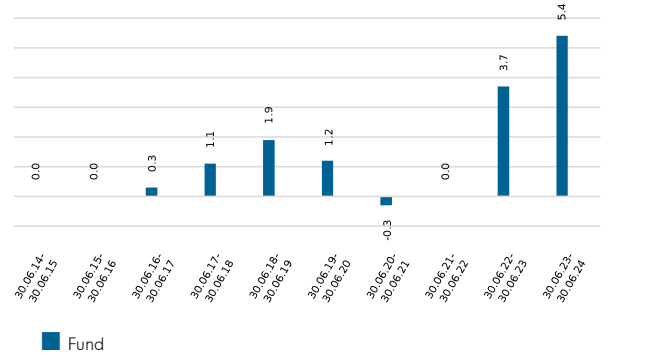
Where the effective date for the current market index is after the share class launch date, full history is available from Fidelity.

Cumulative performance in USD (rebased to 100)

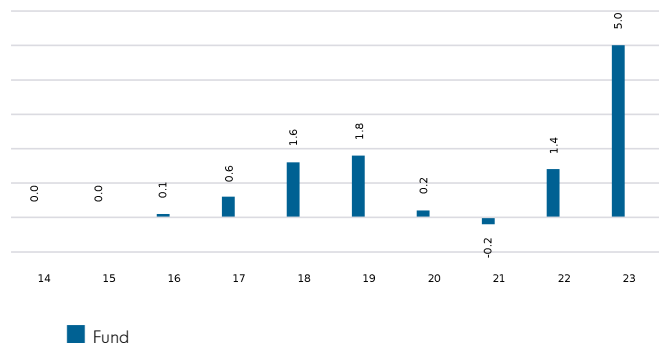


Performance is shown for the last five years (or since launch for funds launched within that period).

Performance for 12 month periods in USD (%)



Performance for calendar years in USD (%)



Performance to 30.06.24 in USD (%)

	1m	3m	YTD	1yr	3yr	5yr	Since 25.09.06*
Fund cumulative growth	0.4	1.3	2.6	5.4	9.3	10.2	23.8
Index cumulative growth	-	-	-	-	-	-	-
Fund annualised growth	-	-	-	5.4	3.0	2.0	1.2
Index annualised growth	-	-	-	-	-	-	-
Ranking within Peer Group Universe							
Y-ACC-USD	4	6	4	9	7	9	
Total number of funds	22	22	22	21	21	20	
Quartile ranking**	1	2	1	2	2	2	

Source of fund performance is Fidelity. Performance is excluding initial charge. Basis: nav-nav with income reinvested, in USD, net of fees. If you took an initial charge of 5.25% from an investment, this is the equivalent of reducing a growth rate of 6% per annum over 5 years to 4.9%. This is the highest initial charge applicable, if the initial charge you pay is less than 5.25%, the impact on the overall performance will be less. Market indices are sourced from RIMES and other data is sourced from third-party providers such as Morningstar.

*Performance commencement date.

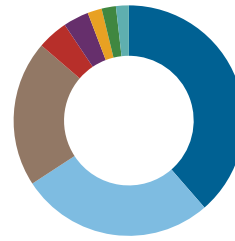
**Quartile rank is for the fund's primary share class as identified by Morningstar, which may be different than the share class detailed in this factsheet and refers to performance over time rated on a scale of 1-4. A ranking of 1 indicates that the item being ranked is in the top 25% of the sample and so on. Rankings are based on a performance record that is included in the Peer Group Universe. In line with Investment Association methodology, this record may include a track record extension from a legacy share class and the record may not be the same class of this factsheet. Quartile ranking is an internal Fidelity International calculation. Ranking may vary by share class.

Figures may not always sum to totals due to rounding

Top 10 holdings (% TNA)

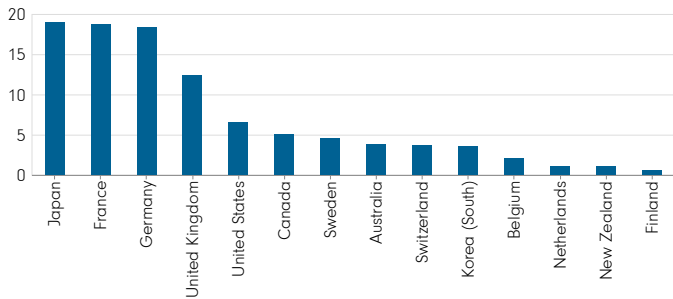
	Fund
LANDESBANK BADEN-WUERT (UNGTD)	8.7
BRED BANQUE POPULAIRE	6.6
LANDESBANK HESS-THURNGN(UNGTD)	5.1
NATIONWIDE BUILDING SOC(UNGTD)	2.0
BNP PARIBAS ISSUANCE BV	2.0
UBS AG LON BRANCH	2.0
SG ISSUER SA	1.8
MITSUBISHI CORP FINANCE PLC	1.5
CHESHAM FINANCE LTD / CHESHAM FINANCE LLC	1.3
NATIONAL AUSTRALIA BANK LTD	1.3

Asset Allocation (% TNA)

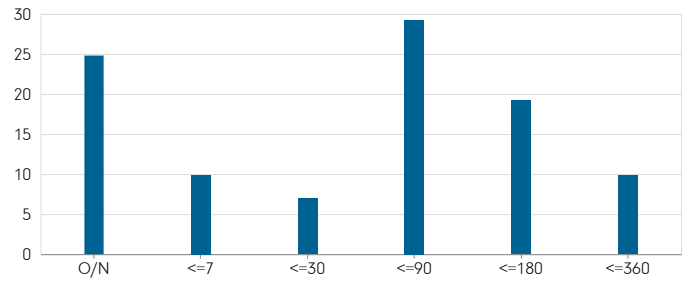


Commercial Paper	38.6
Certificate of Deposit	27.2
Time Deposit	20.5
Variable Certificate of Deposit	4.3
Variable Commercial Paper	3.6
Bank Note	2.0
Yankee Certificate of Deposit	2.0
Medium Term Note	1.8

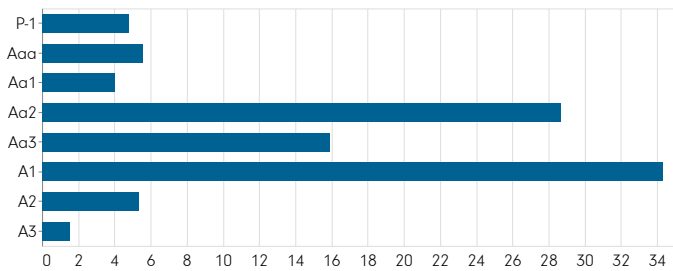
Country Exposure (% TNA)



Maturity Profile (market value weighted %)



Credit Rating (% TNA)



Glossary / additional notes

Ongoing charges

The ongoing charges figure represents the charges taken from the fund over a year. It is calculated at the fund's financial year end and may vary from year to year. For classes of funds with fixed ongoing charges, this may not vary from year to year. For new classes of funds or classes undergoing corporate actions (eg amendment to annual management charge), the ongoing charges figure is estimated until the criteria are met for an actual ongoing charges figure to be published.

The types of charges included in the ongoing charges figure are management fees, administration fees, custodian and depositary fees and transaction charges, shareholder reporting costs, regulatory registration fees, Directors fees (where applicable) and bank charges.

It excludes: performance fees (where applicable); portfolio transaction costs, except in the case of an entry/exit charge paid by the fund when buying or selling units in another collective investment undertaking.

For more information about charges (including details of the fund's financial year end), please consult the charges section in the most recent Prospectus.

Historic yield

The historic yield for a fund is calculated based on the average of the last 30 days of annualised yields.

Independent Assessment

Scope Fund Rating: The rating measures how well a fund has balanced risk and reward relative to its peers. The rating is based solely on performance for funds with a five year track record. Funds with a shorter history also undergo qualitative assessment. For example, this may include looking at management style. The rating scale is A = very good, B = good, C = average, D = below average and E = poor.

Morningstar Star Rating for Funds: The rating measures how well a fund has balanced risk and reward relative to its peers. Star ratings are strictly based on past performance and Morningstar suggests investors use them to identify funds that are worthy for further research. The top 10% of funds in a category will receive a 5-star rating and the next 22.5% receive a 4-star rating. Only ratings of 4 or 5 stars are displayed on the factsheet.

Primary share class: is identified by Morningstar when the analysis calls for only one share class per fund to be in the peer group. It is the share class Morningstar recommends as the best proxy for the portfolio for the relevant market and category/GIF combination. In most cases the share class chosen will be the most retail version (based upon actual management charge, inception date, distribution status, currency and other factors) unless a share class that is less retailed focused has a much longer track record. It is different to the oldest share class data point in that it is on an available for sale level and not all markets will have the oldest share class for sale in that region. The Primary share class is also based on category so each available for sale/category combination for the fund will have its own primary share class.

Portfolio Turnover Rate (PTR) and Portfolio Turnover Cost (PTC), where shown: SRDII does not define a methodology for these values; ours is as follows: **PTR** = (purchases of securities + sales of securities) minus (subscriptions of units + redemptions of units), divided by average fund value over the prior 12 months multiplied by 100. Any funds' trading in Fidelity Institutional Liquidity Funds is excluded from the PTR calculation. **PTC** = PTR (capped at 100%) x transaction cost, where transaction cost is calculated as ex-post (i.e. prior 12 months) MiFID disclosure of portfolio transaction costs minus implicit costs.



Important Information

This is a marketing communication. This information must not be reproduced or circulated without prior permission.

Fidelity only offers information on products and services and does not provide investment advice based on individual circumstances, other than when specifically stipulated by an appropriately authorised firm, in a formal communication with the client.

Fidelity International refers to the group of companies which form the global investment management organisation that provides information on products and services in designated jurisdictions outside of North America. This communication is not directed at, and must not be acted upon by persons inside the United States and is otherwise only directed at persons residing in jurisdictions where the relevant funds are authorised for distribution or where no such authorisation is required.

Unless otherwise stated all products are provided by Fidelity International, and all views expressed are those of Fidelity International. Fidelity, Fidelity International, the Fidelity International logo and F symbol are registered trademarks of FIL Limited. FIL Limited assets and resources as at 28/02/2023 - data is unaudited. Research professionals include both analysts and associates. The performance figures shown do not take into account the fund's Initial Charge. If you took an initial charge of 5.25% from an investment, this is the equivalent of reducing a growth rate of 6% per annum over 5 years to 4.9%. This is the highest initial charge applicable, if the initial charge you pay is less than 5.25%, the impact on the overall performance will be less.

Fidelity Funds "FF" is an open-ended investment company (UCITS) established in Luxembourg with different classes of shares. FIL Investment Management (Luxembourg) S.A. reserves the right to terminate the arrangements made for the marketing of the sub-fund and/ or its shares in accordance with Article 93a of Directive 2009/65/EC and Article 32a of Directive 2011/61/EU. Prior notice of this cessation will be made in Luxembourg.

Morningstar annualised growth rates, total return, sector median performance and ranks - Data Source - © 2024 Morningstar, Inc. All Rights Reserved. The information contained herein: (1) is proprietary to Morningstar and/or its content providers; (2) may not be copied or distributed; and (3) is not warranted to be accurate, complete or timely. Neither Morningstar nor its content providers are responsible for any damages or losses arising from any use of this information.

This share class is registered and distributed in the following locations: Austria, Bahrain, Croatia, Czech Republic, Denmark, Finland, France, Germany, Hungary, Iceland, Italy, Luxembourg, Netherlands, Norway, Oman, Poland, Portugal, Qatar, Slovakia, Spain, Sweden, Switzerland, UAE, United Kingdom.

We recommend that you obtain detailed information before taking any investment decision on the basis of the current prospectus and KID (key information document), along with the current annual and semi-annual reports free of charge through <https://www.fidelityinternational.com>, from our distributors, from your financial advisor or from the branch of your bank and from our European Service Centre in Luxembourg, FIL (Luxembourg) S.A., 2a, rue Albert Borschette BP 2174 L-1021 Luxembourg. Issued by FIL (Luxembourg) S.A., authorised and supervised by the CSSF (Commission de Surveillance du Secteur Financier). Investors/ potential investors can obtain information on their respective rights regarding complaints and litigation on your local Fidelity website which can be accessed via the following link <https://www.fidelityinternational.com> (Products & services) by selecting your country of residence. All documentation and information will be in the local or an accepted European language of the country selected.

Documentation can also be obtained from the following paying agents/distributors: **Austria** - UniCredit Bank Austria AG, Schottengasse 6-8, 1010 Vienna., **Croatia** - Zagrebacka banka d.d., Trg bana Josipa Jelacica 10, 10000 Zagreb., **Czech Republic** - UniCredit Bank Czech Republic a.s., Zeletavska 1525/1, 14092 Prag 4 - Michle, Czech Republic., **Hungary** - Raiffeisenbank Zentralbank Österreich AG, Akademia u. 6, 1054 Budapest., **Slovakia** - UniCredit Bank Slovakia, a.s., Sancova 1/A 81333, Slovakia., **Switzerland** - BNP Paribas, Paris, succursale de Zurich, Selnaustrasse 16, 8002 Zurich.

France : Issued by FIL Gestion, a portfolio management company approved by the AMF under the number GP03-004, 21 avenue Kleber, 75116 Paris.

Germany : For German Wholesale clients issued by FIL Investments Services GmbH, Kastanienhöhe 1, 61476 Kronberg im Taunus. For German Institutional clients issued by FIL (Luxembourg) S.A., 2a, rue Albert Borschette BP 2174 L-1021 Luxembourg. For German Pension clients issued by FIL Finance Services GmbH, Kastanienhöhe 1, 61476 Kronberg im Taunus.

Netherlands : The fund is authorised to offer participation rights in The Netherlands pursuant to article 2:66 (3) in conjunction with article 2:71 and 2:72 Financial Supervision Act.

Poland : This material does not constitute a recommendation within the meaning of the Regulation of the Polish Minister of Finance Regarding Information Constituting Recommendations Concerning Financial Instruments or Issuers Thereof dated October 19, 2005. No statements or representations made in this document are legally binding on Fidelity or the recipient and not constitute an offer within the meaning of the Polish Civil Code Act of 23 April 1964.

Portugal : Fidelity Funds is registered with the CMVM and the legal documents can be obtained from locally authorised distributors.

Spain : Fidelity Funds and Fidelity Active Strategy (FAST) are open-ended collective investment schemes incorporated in Luxembourg. The distributing and depositary entities are, respectively, FIL (Luxembourg) S.A. and Brown Brothers Harriman (Luxembourg) S.C.A. Fidelity Funds and FAST are registered for marketing in Spain in the register of Foreign Collective Investment Undertakings of the CNMV under registration numbers 124 and 649 respectively, where detailed information on the local distributors can be obtained.

Switzerland : Fidelity undertakes the financial services of purchasing and/or selling financial instruments within the meaning of the Financial Services Act ("FinSA"). Fidelity is not required to assess the appropriateness and suitability under FinSA. Issued by FIL Investment Switzerland AG.

United Arab Emirates : For the United Arab Emirates, the DIFC branch of FIL Distributors International Limited, is regulated by the DFSA for the provision of Arranging Deals in Investments only. All communications and services are directed at Professional Clients and Market Counterparty only (as defined in the DFSA rulebook). Persons other than Professional Clients and Market Counterparties, such as Retail Clients, are NOT the intended recipients of our communications or services. This document contains information that makes reference to a Fund which is not subject to any form of regulation or approval by the Dubai Financial Services Authority ("DFSA"). The DFSA has no responsibility for reviewing or verifying any Prospectus or other documents in connection with this Fund. Accordingly, the DFSA has not approved this Prospectus or any other associated documents nor taken any steps to verify the information set out in this Prospectus and has no responsibility for it. Collective Investment Rules (CIR) 134 CIR/VER30/02-21. The Units to which this Prospectus relates may be illiquid and/or subject to restrictions on their resale. Prospective purchasers should conduct their own due diligence on the Units. If you do not understand the contents of this document, you should consult an authorised financial adviser.

CSO4925 CL1305901/NA English 41242 T11a